


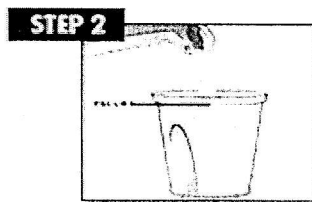
COLONOSCOPY INSTRUCTIONS USING SUPREP

Colonoscopy requires introduction of a scope (long flexible tube with a light) into the large bowel. For a colonoscopy examination, it is essential that your large intestines be free of feces. After your bowel prep, your bowels should be a clear yellowish fluid. If not, please call the doctor's office. It is very important that you follow the instructions carefully. If you have any questions about the instructions, please call our office.

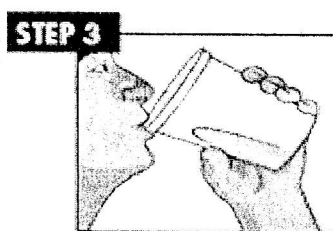
- THE DAY PRIOR TO THE TEST:
 - Clear liquids all day like apple juice, soda or broth. **No red, purple or green jello.** No salad, fruits or vegetables.
- PREP INSTRUCTIONS:
 - Get your prescription filled at the pharmacy a few days in advance.
 - The day before the colonoscopy, at 5 PM, take the first dose of SUPREP. Continue to drink more clear liquids.
 - At 9 PM, take the second dose of SUPREP.
 - Continue to drink more clear liquids up until midnight.



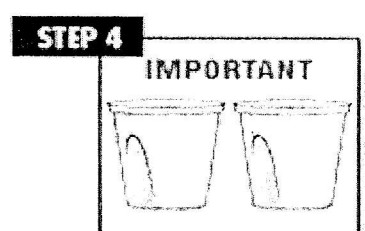
STEP 1
Pour **ONE (1)** 6-ounce bottle of SUPREP liquid into the mixing container.



STEP 2
Add cool drinking water to the 16-ounce line on the container and mix.
NOTE: Dilute the solution concentrate as directed prior to use.



STEP 3
Drink **ALL** the liquid in the container.



STEP 4
IMPORTANT
You **must** drink two (2) more 16-ounce containers of water over the next 1 hour.

- YOUR APPOINTMENT:
 - Date and Time: _____
 - Place:
 - _____ Twin Rivers Endoscopy Center
 - _____ Easton Hospital Short Procedure Unit (SPU)
 - _____ Roseberry Surgery Center – St. Luke's Warren Hospital

You will not be permitted to drive after the test. Please make arrangements for someone to drive you home. Please call our office if you have any questions. Phone (610) 559-9330.